



# TRADE VISUALISATION SYSTEM



CrimsonLogic

Solutions. Simplified.

## What is it?

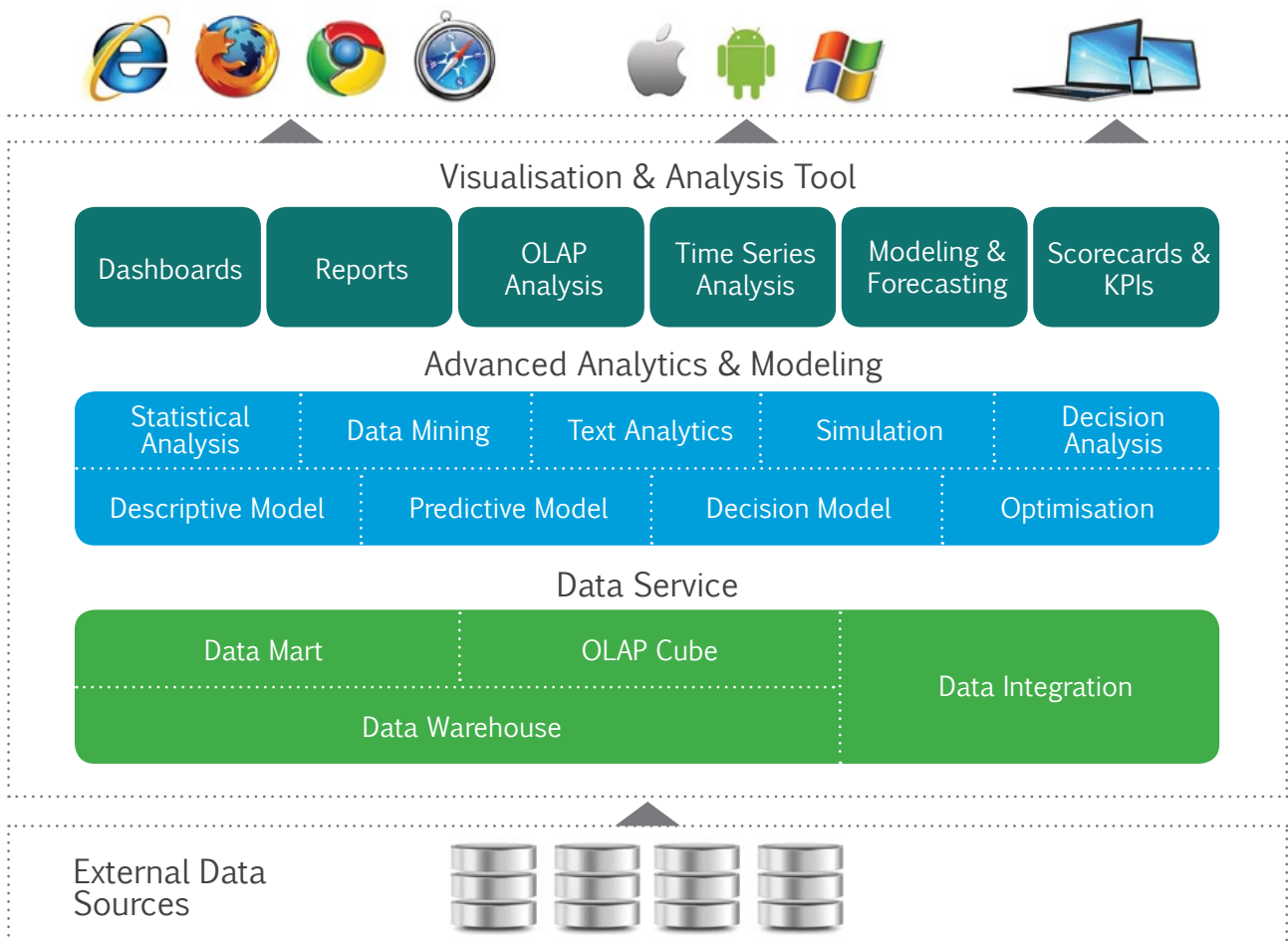
Trade Visualisation System (TVS) aggregates large amount of trade data from multiple sources to be presented through reports, graphs and charts for quick and easy analysis. The visualised information effectively displays key performance indicators, promotes better understanding of trends through easier comparisons, translating to better decision making, more effective policies and strategies.

## Why the need?

With the rapid expansion of trade between nations, data generated by the various stakeholders in the trading community (e.g. Customs Administration, Port Authorities, Other Government Agencies, traders, forwarders, carriers, etc.) has increased exponentially. CrimsonLogic TVS empowers our customers to capitalise from these massive trade data that is collected, offering valuable insights into operations, performance, potential bottle-necks, and complex relationship between stakeholders.

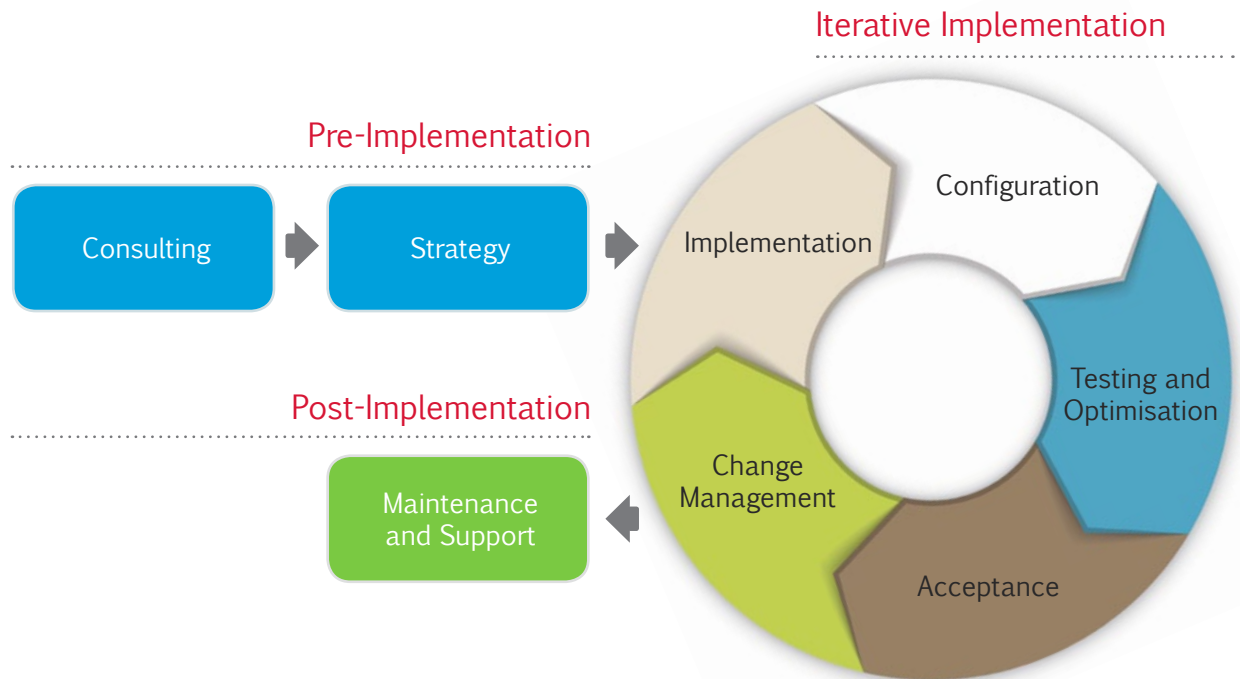
## Improving the speed to act

CrimsonLogic, a leading provider of Trade Facilitation solutions and a trusted partner to governments worldwide, has designed and developed TVS based on deep domain knowledge and extensive technology experience. We have incorporating state-of-the-art Business Intelligence technology into the system, supported by a meticulously designed Data Warehouse. In order to simplify the acquisition and delivery of information, TVS is comprehensively structured to support analytic techniques, wide-ranging visualisations and easy to use analysis tool. With readily available information, decision makers and stakeholders can take the necessary actions quickly and confidently.



## 🎯 Implementing TVS

TVS has been developed by CrimsonLogic to add Business Intelligence (BI) capability to Port Community Systems (PCS), National Single Windows (NSW) and Customs Management Systems (CMS). Adhering to a robust set of best practices and industry standards in every stage, our implementation methodology is designed to focus on simplicity, reusability and agility throughout the delivery process.



### Pre-Implementation

In order to come up with the best fit solution, we will conduct a systematic and extensive study of the current business situation and user requirements. The existing TVS Data Warehouse, Extract Transform Load (ETL) processes and visualisation components will be reviewed for compatibility. The deliverables in this stage are proposal, strategy paper and proof of concept demonstration.

### Iterative Implementation

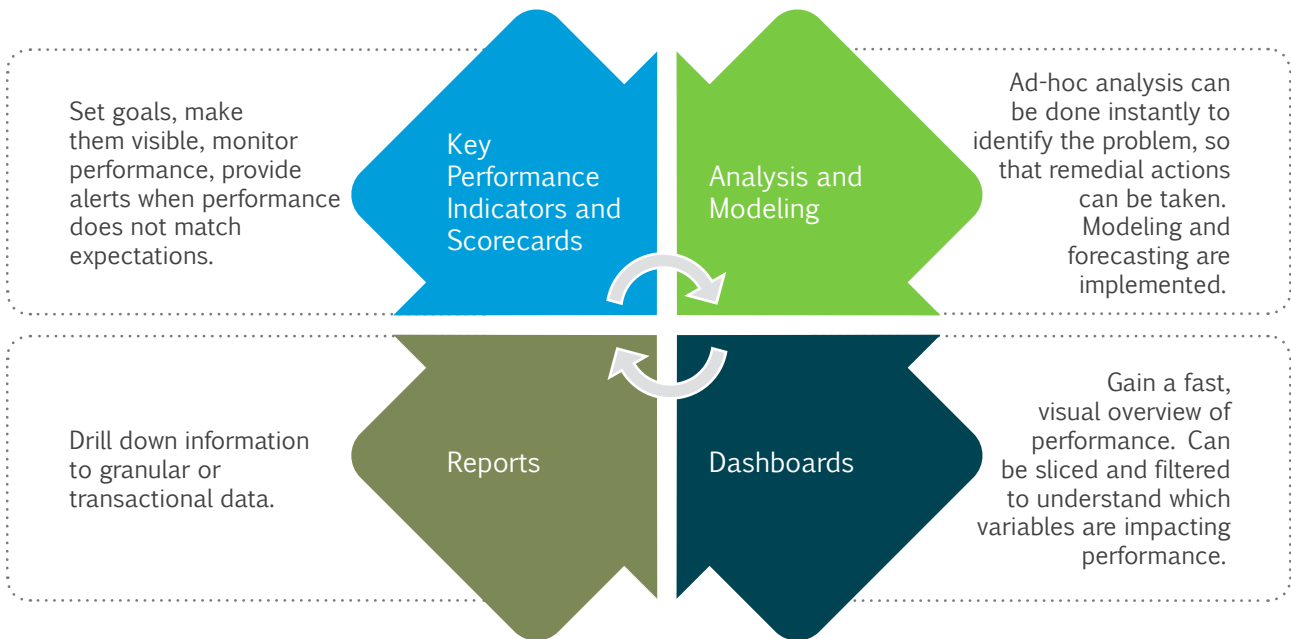
Implementation of TVS is a cyclical process. The TVS components such as Business Intelligence platform, Data Warehouse, ETL processes, Visualisation and Analysis tool, Data Mining Model, etc., are implemented accordingly. Reusable components will be configured and customised to fit the requirements.

### Post-Implementation

Fixes, enhancements and approved change requests will be done at this stage. The development team hands over the project information and documentation to the support group for maintenance. Training is also conducted for key stakeholders, data consumers, technical staff, etc.

# Features and Benefits

Whether you are a key decision maker, stakeholder or a member of the trade community, TVS gives you the advantage to work better, smarter and faster.



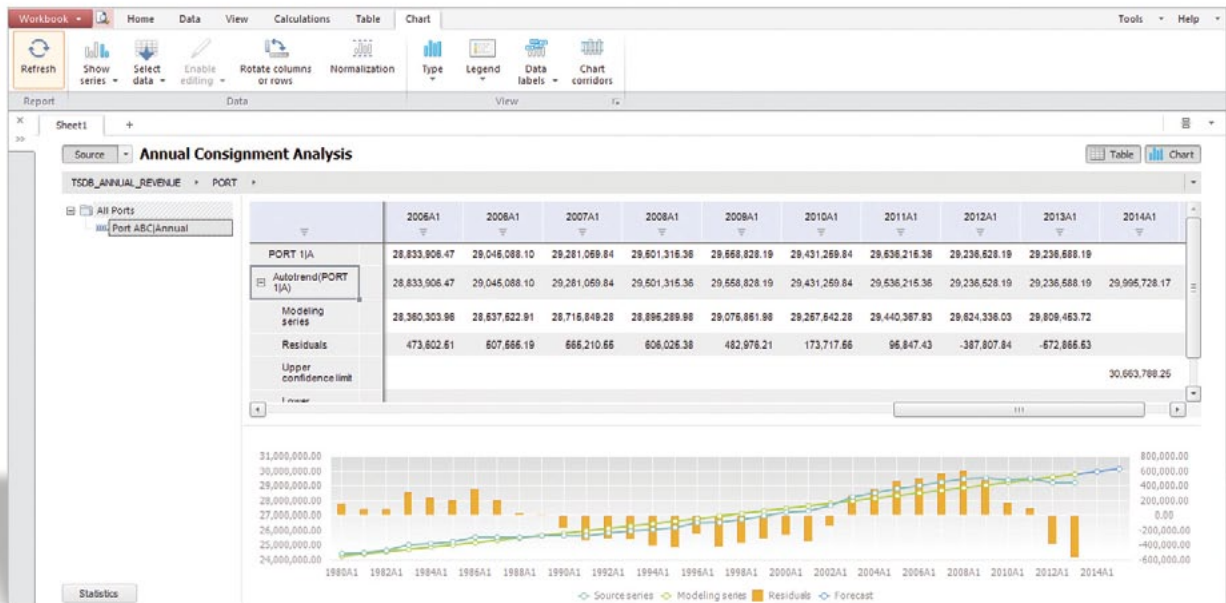
## Key Performance Indicators and Scorecards

- Increase awareness of indicators that affect performance
- Set and monitor Key Performance Indicators for operations
- Identify weak links



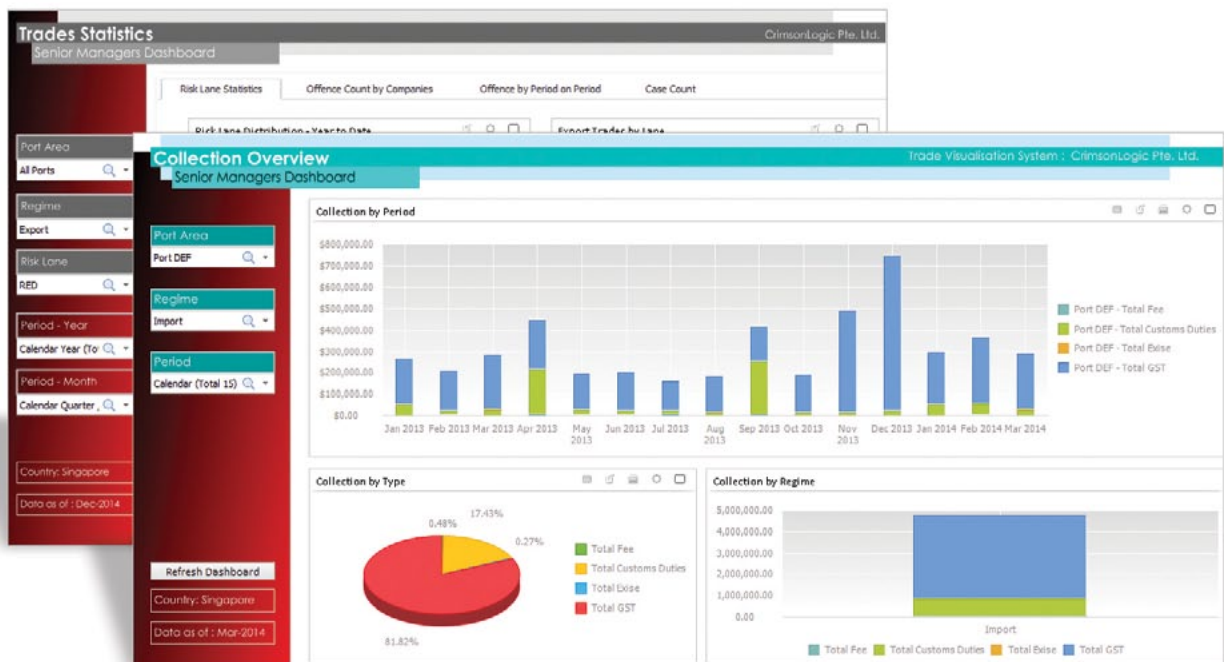
## Analysis and Modeling

- Foresee and act on probable events
- Answer 'what if' and 'what should be done' questions
- Streamline operations by identifying areas of inefficiency



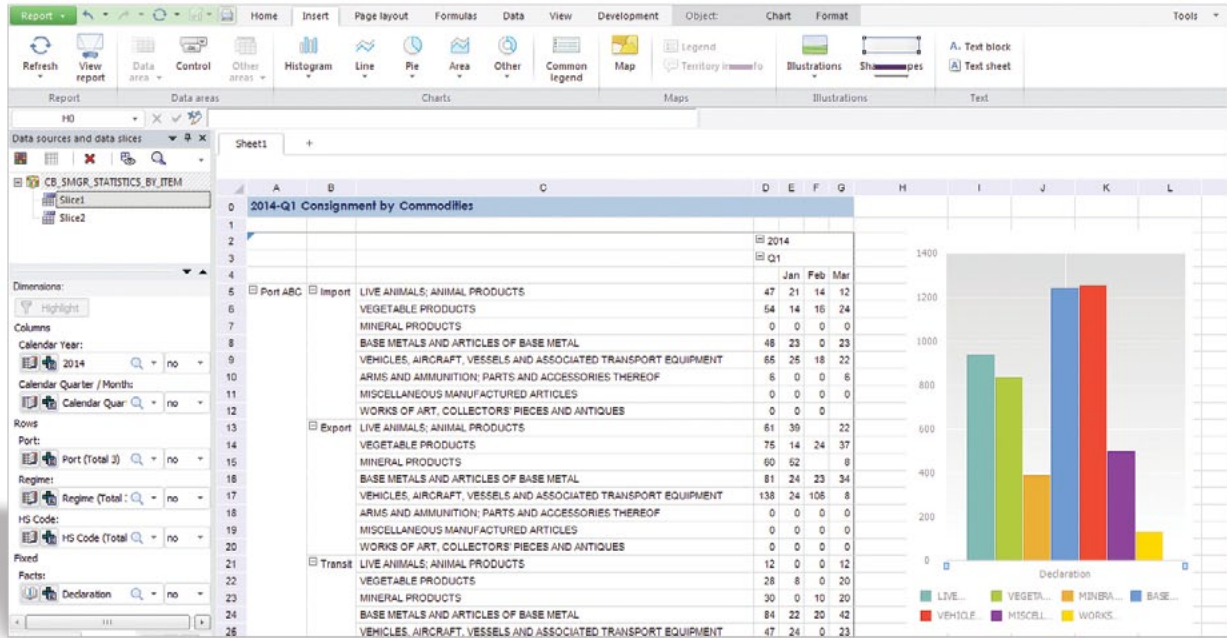
## Dashboards

- Gain a fast, visual overview of the operation
- Drill-down and drill-up for analysis
- Controlled access to dashboards



## Reports

- Generate pre-formatted reports online or offline, and in multiple formats
- Create customised report based on pre-defined parameters
- “Slice and dice” reports for analysis



## About CrimsonLogic

CrimsonLogic is a trusted partner to governments. For over 25 years, CrimsonLogic has worked with governments around the world to find innovative and sustainable solutions to collaborate more seamlessly with their citizens. The company has continued to set industry-standards by delivering the world's first eGovernment solutions. CrimsonLogic provides end-to-end services, from designing to operating these services to drive substantial and lasting improvements.

[www.crimsonlogic.com](http://www.crimsonlogic.com)

31 Science Park Road, The Crimson, Singapore 117611

For more information, please contact us at [sales@crimsonlogic.com](mailto:sales@crimsonlogic.com)